

Carbon Rewild

BIODIVERSITY MONITORING MADE EASY

Bioacoustic technology gives you the ability to monitor wildlife and measure biodiversity by harnessing the sound of nature: capture robust baseline data and repeat to see trends over time.

Bioacoustic monitoring is non-invasive, able to operate continuously, and can cover large areas, making it an efficient and effective method for wildlife surveys and long-term monitoring.

USER-FRIENDLY

SCALABLE

REPEATABLE

BIOACOUSTIC MONITORING: PROCESS OVERVIEW

Our easy-to-use equipment can be scaled for all sizes of land and is standardised for repeat measurement. Bioacoustic monitoring helps you identify birds and bats present.

1 MONTH / 3 MONTH SURVEY

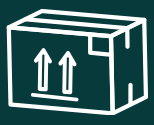

Devices are posted to site with clear set up instructions



Bioacoustic monitoring units set up for 1 month / 3 months

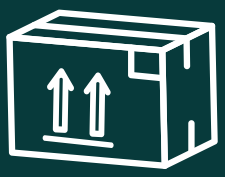

Devices are returned via post for results analysis

LONG-TERM / ANNUAL MONITORING

Devices are posted to site with clear set up instructions

Bioacoustic monitoring units set up for 3 months.

New Recording Device received every 3 months for continuous monitoring



Data is processed through AI to identify species



Further analysis and human verification performed to increase results accuracy.

Data is analysed and validated each month to maximise accuracy for long-term monitoring.



Biodiversity Report completed and stored on your online Nature Dashboard

Carbon Rewild

SURVEY OPTIONS



SMALL MAMMALS

CUSTOM SURVEY DESIGN FOR 24-HOUR SMALL MAMMAL MONITORING

1 MONTH / 3 MONTHS DURATION



PRO BIRD

PRO SURVEY FOR BIRDS: 24 HOURS PER DAY

1 MONTH / 3 MONTHS DURATION



PRO BAT

PRO SURVEY FOR BATS: ALL NIGHT RECORDING

1 MONTH / 3 MONTHS DURATION

We offer bird, bat and small mammal monitoring services, and offer survey design services free of charge, helping you get started easily and at a time of your choosing. By capturing and analysing the unique sounds of these species, we offer valuable data to support conservation strategies, habitat management, and environmental impact assessments. Our services include everything you need to conduct your biodiversity monitoring: the lease of recording units, analysis and reporting.

High quality reporting and Insights is essential to help you understand your land and bioacoustic monitoring results. In addition to your written report, your survey results are also available on **Carbon Rewild Core,** your dashboard and nature data platform; a single online location for you to review surveys, see trends and compare locations.



Carbon Rewild

REPORTING OVERVIEW

SURVEY SITE RESULTS

SPECIES RICHNESS

CONSERVATION BREAKDOWN OF SPECIES IDENTIFIED

INFORMATION ON KEY SPECIES OF CONSERVATION CONCERN

SPECIES DISTRIBUTION



SPECIES BREAKDOWN PER RECORDING LOCATION

IDENTIFIED SPECIES AND CONSERVATION STATUS

Species	Scientific Name	Conservation Status
Chiffchaff	*Phylloscopus collybita*	green
Magpie	*Pica pica*	green
Robin	*Erithacus rubecula*	green
Long-tailed Tit	*Aegithalos caudatus*	green
Song Thrush	*Turdus philomelos*	amber

SPECIES' ACTIVITY TO BENCHMARK FOR REPEAT SURVEYS

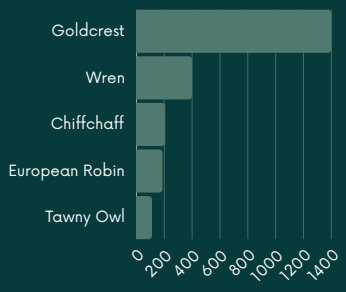

DAYS PRESENT METRICS

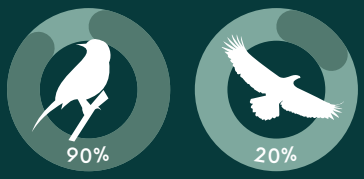

ONLINE DASHBOARD

FURTHER INSIGHTS ARE AVAILABLE VIA OUR ONLINE DASHBOARD

VIEW PORTFOLIO OF SITES AND SURVEYS TO MONITOR BIODIVERSITY CHANGE OVER TIME

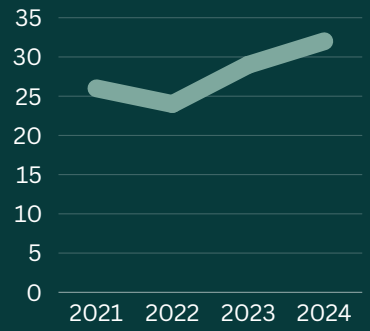

MEASURE SPECIES BEHAVIOUR, WITH HOURLY/DAILY IDENTIFICATIONS BREAKDOWN

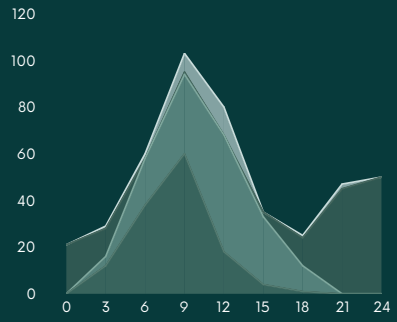

Carbon Rewild

REPORTING



Written Reports and Heatmaps

Written reports are customised to highlight important metrics relevant for internal reporting and sharing with key stakeholders. Heatmap videos can also be prepared for visual communication of results.

Online Dashboard

All your monitoring results and species data is stored online, on our dashboard **Carbon Rewild Core**. The dashboard is built for bioacoustic data, allowing you to explore species-level data, as well as review long-term biodiversity trends at your sites.





Custom Reporting & API

Speak to us to explore custom reporting to better integrate with your internal systems and reporting requirements.

From delivering your data is custom formats, to connecting our dashboard data to your systems via an API, we can work towards your data needs.

Carbon Rewild

YOUR BIOACOUSTIC SURVEY CALENDAR

	DEC	JAN	FEB	MAR	APR	MAY	JUN	JUL	AUG	SEP	OCT	NOV
Birds	■	■	■	■	■	■	■	■	■	■	■	■
Birds (Breeding Season)				▒	■	■	■	▒				
Birds (Summer Visitors)				■	■	■	■	■	■	■	▒	
Birds (Winter Bird Surveys)	■	■	■									■
Birds (Migrant Birds)					■	■			■	■	■	
Bats					▒	■	■	■	■	■	▒	
Small Terrestrial mammals	▒	▒	▒	■	■	■	■	■	■	■	▒	▒
Voles* (Field Voles, Bank Vole, Water Vole)			▒	■	■	■	■	■	■	■	■	
Mice* (Harvest Mouse, Edible Dormouse etc.)	▒	▒	▒	▒	▒	■	■	■	■	▒	▒	▒
Shrews* (Common shrew, pygmy shrew etc.)			▒	▒	■	■	■	■	■	■		

■ Optimal monitoring period

▒ Acceptable monitoring period. Some species may be less active or present during this period.

* The breeding times of small mammal species vary significantly, please check in advance if you are interested in monitoring specific species.

Carbon Rewild